



इण्डियन ओवरसीज बैंक

केंद्रीय कार्यालय- पोस्ट बॉक्स सं 3765, 763 अण्णा सालै, चेन्नै 600 002

Indian Overseas Bank

Central Office: P.B.No.: 3765, 763 Anna Salai, Chennai 600 002

Investor Relations Cell

IRC/ 61 /2018-19

01.06.2018

The General Manager,
Department of Corporate Services
BSE Limited
Floor 1, P.J. Towers, Dalal Street
Mumbai 400 001

The Vice President
National Stock Exchange Ltd
"Exchange Plaza", C-1 Block G
Bandra-Kurla Complex, Bandra (E)
Mumbai – 400 051

Dear Sir/Madam,

Newspaper Publication of Audited Financial Results for the Quarter/Year ended
31st March 2018

Further to our letter No.IRC/58/2018-19 dated 29.05.2018 regarding Audited Financial Results of our Bank for the Quarter/Year ended 31st March 2018, we enclose Newspaper Publication of the Financial Results published on 31.05.2018, in all editions of the following Newspapers.

1. The Hindu (Tamil)
2. Business Standard (Hindi)
3. Business Standard (English)

The above information pursuant to Regulation 47 of SEBI (LODR) Regulations, 2015 may be taken on record.

Thanking You

Yours faithfully/

Deepa Chellam
Company Secretary

Encl: as above





Indian Overseas Bank

Investor Relations Cell

Central Office, Chennai

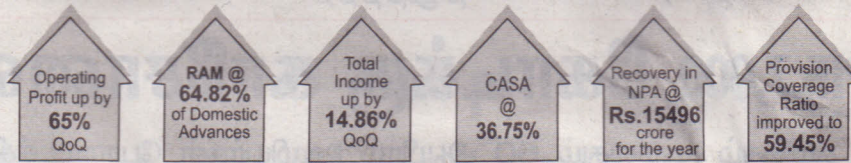
Audited Financial Results for the Quarter/Year ended 31st March 2018

தினமலர் இந்து

CHENNAI 5
வியாழன், மே 31, 2018



इण्डियन ओवरसीज बैंक
Indian Overseas Bank
(A Government of India undertaking)
आपकी प्रगति का सच्चा साथी
Good people to grow with



Audited Financial Results for the Quarter/Year ended 31st March 2018

(₹. in Lakhs)

S. No.	Particulars	Quarter ended 31.03.2018 (Audited)	Quarter ended 31.03.2017 (Audited)	Year Ended 31.03.2018 (Audited)	Year Ended 31.03.2017 (Audited)
1	Total income from operations (net)	5,81,442	5,66,170	21,66,165	23,09,125
2	Net Profit/(Loss) from ordinary activities after tax	(3,60,673)	(64,666)	(6,29,949)	(3,41,674)
3	Net Profit/(Loss) for the period after tax (after extraordinary items)	(3,60,673)	(64,666)	(6,29,949)	(3,41,674)
4	Equity Share Capital	4,89,077	2,45,473	4,89,077	2,45,473
5	Reserves (excluding Revaluation Reserve as shown in the Balance Sheet of previous year)	6,20,419	9,12,438	6,20,419	9,12,438
6	Earnings Per Share (before and after extraordinary items) (of Rs.10/- each)				
	Basic:	(12.25)	(2.63)	(23.25)	(15.78)
	Diluted:	(12.25)	(2.63)	(23.25)	(15.78)

NOTE: The above is an extract of the detailed format of Quarterly/Annual Audited Financial Results filed with the Stock Exchanges under Regulation 33 of the SEBI (Listing Obligations and Disclosure Requirements) Regulations, 2015. The full format of the Financial Results are available on the Stock Exchange websites: (BSE: www.bseindia.com and NSE: www.nseindia.com), Bank's website: (www.iob.in)

Place: Chennai
Date: 29.05.2018

(AJAY KUMAR SRIVASTAVA)
EXECUTIVE DIRECTOR

(K SWAMINATHAN)
EXECUTIVE DIRECTOR

(R SUBRAMANIAKUMAR)
MANAGING DIRECTOR & CEO



CH-KP-1




Indian Overseas Bank

Investor Relations Cell

Central Office, Chennai

Audited Financial Results for the Quarter/Year ended 31st March 2018



इण्डियन ओवरसीज़ बैंक
Indian Overseas Bank
(A Government of India undertaking)
आपकी प्रगति का सच्चा साथी
Good people to grow with

www.ioib.in

Operating Profit up by **65%** QoQ

RAM @ **64.82%** of Domestic Advances

Total Income up by **14.86%** QoQ

CASA @ **36.75%**

Recovery in NPA @ **Rs. 15496** crore for the year

Provision Coverage Ratio improved to **59.45%**

Audited Financial Results for the Quarter/Year ended 31st March 2018

(₹. in Lakhs)

S. No.	Particulars	Quarter ended 31.03.2018 (Audited)	Quarter ended 31.03.2017 (Audited)	Year Ended 31.03.2018 (Audited)	Year Ended 31.03.2017 (Audited)
1	Total income from operations (net)	5,81,442	5,66,170	21,66,165	23,09,125
2	Net Profit/(Loss) from ordinary activities after tax	(3,60,673)	(64,666)	(6,29,949)	(3,41,674)
3	Net Profit/(Loss) for the period after tax (after extraordinary items)	(3,60,673)	(64,666)	(6,29,949)	(3,41,674)
4	Equity Share Capital	4,89,077	2,45,473	4,89,077	2,45,473
5	Reserves (excluding Revaluation Reserve as shown in the Balance Sheet of previous year)	6,20,419	9,12,438	6,20,419	9,12,438
6	Earnings Per Share (before and after extraordinary items) (of Rs.10/- each)				
	Basic:	(12.25)	(2.63)	(23.25)	(15.78)
	Diluted:	(12.25)	(2.63)	(23.25)	(15.78)

NOTE: The above is an extract of the detailed format of Quarterly/Annual Audited Financial Results filed with the Stock Exchanges under Regulation 33 of the SEBI (Listing Obligations and Disclosure Requirements) Regulations, 2015. The full format of the Financial Results are available on the Stock Exchange websites: (BSE: www.bseindia.com and NSE: www.nseindia.com), Bank's website: (www.ioib.in)

Place : Chennai (AJAY KUMAR SRIVASTAVA) (K SWAMINATHAN) (R SUBRAMANIAKUMAR)
Date : 29.05.2018 EXECUTIVE DIRECTOR EXECUTIVE DIRECTOR MANAGING DIRECTOR & CEO



BUSINESS & TRANSACT 31/5/18



Indian Overseas Bank

Investor Relations Cell
Central Office, Chennai

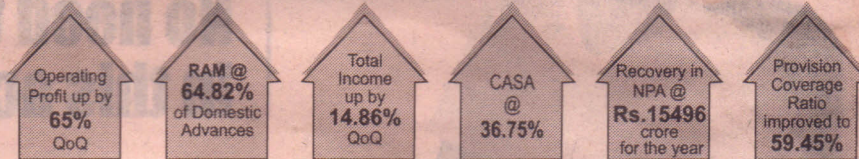
Audited Financial Results for the Quarter/Year ended 31st March 2018

Business Standard CHENNAI | THURSDAY, 31 MAY 2018



www.iob.in

इण्डियन ओवर्सीज़ बैंक
Indian Overseas Bank
(A Government of India undertaking)
आपकी प्रगति का सच्चा साथी
Good people to grow with



Audited Financial Results for the Quarter/Year ended 31st March 2018

(₹. in Lakhs)

S. No.	Particulars	Quarter ended 31.03.2018 (Audited)	Quarter ended 31.03.2017 (Audited)	Year Ended 31.03.2018 (Audited)	Year Ended 31.03.2017 (Audited)
1	Total income from operations (net)	5,81,442	5,66,170	21,66,165	23,09,125
2	Net Profit/(Loss) from ordinary activities after tax	(3,60,673)	(64,666)	(6,29,949)	(3,41,674)
3	Net Profit/(Loss) for the period after tax (after extraordinary items)	(3,60,673)	(64,666)	(6,29,949)	(3,41,674)
4	Equity Share Capital	4,89,077	2,45,473	4,89,077	2,45,473
5	Reserves (excluding Revaluation Reserve as shown in the Balance Sheet of previous year)	6,20,419	9,12,438	6,20,419	9,12,438
6	Earnings Per Share (before and after extraordinary items) (of Rs.10/- each)				
	Basic:	(12.25)	(2.63)	(23.25)	(15.78)
	Diluted:	(12.25)	(2.63)	(23.25)	(15.78)

NOTE: The above is an extract of the detailed format of Quarterly/Annual Audited Financial Results filed with the Stock Exchanges under Regulation 33 of the SEBI (Listing Obligations and Disclosure Requirements) Regulations, 2015. The full format of the Financial Results are available on the Stock Exchange websites: (BSE: www.bseindia.com and NSE: www.nseindia.com), Bank's website: (www.iob.in)

Place: Chennai
Date : 29.05.2018

(AJAY KUMAR SRIVASTAVA)
EXECUTIVE DIRECTOR

(K SWAMINATHAN)
EXECUTIVE DIRECTOR

(R SUBRAMANIKUMAR)
MANAGING DIRECTOR & CEO

