



Telephone : 044 – 28519654/28415702
E-Mail : investor@iobnet.co.in
FAX : 044 – 28585675

इण्डियन ओवरसीज़ बैंक

केंद्रीय कार्यालय- पोस्ट बॉक्स सं 3765, 763 अण्णा सालै, चेन्नै 600 002

Indian Overseas Bank

Central Office: P.B.No.: 3765, 763 Anna Salai, Chennai 600 002

Investor Relations Cell

IRC/ 300 /17-18

14.02.2018

The General Manager,
Department of Corporate Services
BSE Limited
Floor 1, P.J. Towers, Dalal Street
Mumbai 400 001

The Vice President
National Stock Exchange Ltd.
"Exchange Plaza", C-1 Block G
Bandra-Kurla Complex, Bandra (E)
Mumbai – 400 051

Dear Sir/Madam,

Newspaper Publication of Unaudited (Reviewed) Financial Results for the Quarter/Nine Months ended 31st December 2017

Further to our letter No.IRC/298/2017-18 dated 13.02.2018 regarding Unaudited (Reviewed) Financial Results of our Bank for the quarter ended 31st December 2017, we enclose Newspaper Publication of the Financial Results published on 14.02.2018, in all editions of the following Newspapers pursuant to Regulation 47 of SEBI (LODR) Regulations, 2015.

1. The Hindu (Tamil)
2. Jansatta (Hindi) and
3. Financial Express (English)

The above information may be taken on record.

Thanking you.

Yours faithfully,

Deepa Chellam
Company Secretary

Encl: as above





Indian Overseas Bank

Investor Relations Cell
Central Office, Chennai

Unaudited (Reviewed) Financial Results for the Quarter/Nine Months ended 31st December 2017

தினமலர் இந்து


4 CHENNAI புதன், பிப்ரவரி 14, 2018



इण्डियन ओवरसीज़ बैंक Indian Overseas Bank

(A Government of India undertaking)
आपकी प्रगति का सच्चा साथी
Good people to grow with

www.iob.in



UNAUDITED (REVIEWED) FINANCIAL RESULTS FOR THE QUARTER / NINE MONTHS ENDED 31st DECEMBER 2017

(₹. in Lakhs)

S. No.	Particulars	Quarter ended	Quarter ended	Nine Months ended	Nine Months ended	Year Ended
		31.12.2017 Reviewed	31.12.2016 Reviewed	31.12.2017 Reviewed	31.12.2016 Reviewed	31.03.2017 Audited
1	Total income from operations (net)	5,06,238	5,59,950	15,84,723	17,42,955	23,09,125
2	Net Profit/(Loss) from ordinary activities after tax	(97,117)	(55,444)	(2,69,276)	(2,77,007)	(3,41,674)
3	Net Profit/(Loss) for the period after tax (after extraordinary items)	(97,117)	(55,444)	(2,69,276)	(2,77,007)	(3,41,674)
4	Equity share capital	2,85,256	2,45,473	2,85,256	2,45,473	2,45,473
5	Reserves (excluding Revaluation Reserve as shown in the Balance Sheet of previous year)	9,12,438	10,62,128	9,12,438	10,62,128	9,12,438
6	Earnings Per Share (before and after extraordinary items) (of Rs.10/- each)					
	Basic:	(3.40)	(2.26)	(10.23)	(13.39)	(15.78)
	Diluted:	(3.40)	(2.26)	(10.23)	(13.39)	(15.78)

NOTE: The above is an extract of the detailed format of Quarterly/year to date Financial Results filed with the Stock Exchanges under Regulation 33 of the SEBI (Listing Obligations and Disclosure Requirements) Regulations, 2015. The full format of the Financial Results are available on the Stock Exchange websites: (BSE: www.bseindia.com and NSE: www.nseindia.com), Bank's website: (www.iob.in)

Place : Chennai
Date : 13.02.2018

(AJAY KUMAR SRIVASTAVA)
EXECUTIVE DIRECTOR

(K SWAMINATHAN)
EXECUTIVE DIRECTOR

(R SUBRAMANIKUMAR)
MANAGING DIRECTOR & CEO





Indian Overseas Bank

Investor Relations Cell
Central Office, Chennai


Unaudited (Reviewed) Financial Results for the Quarter/Nine Months ended 31st December 2017

जनसत्ता, 14 फरवरी, 2018 11



इण्डियन ओवरसीज़ बैंक Indian Overseas Bank

(A Government of India undertaking)
आपकी प्रगति का सच्चा साथी
Good people to grow with



UNAUDITED (REVIEWED) FINANCIAL RESULTS FOR THE QUARTER / NINE MONTHS ENDED 31st DECEMBER 2017

(₹. in Lakhs)

S. No.	Particulars	Quarter ended 31.12.2017	Quarter ended 31.12.2016	Nine Months ended 31.12.2017	Nine Months ended 31.12.2016	Year Ended 31.03.2017
		Reviewed	Reviewed	Reviewed	Reviewed	Audited
1	Total income from operations (net)	5,06,238	5,59,950	15,84,723	17,42,955	23,09,125
2	Net Profit/(Loss) from ordinary activities after tax	(97,117)	(55,444)	(2,69,276)	(2,77,007)	(3,41,674)
3	Net Profit/(Loss) for the period after tax (after extraordinary items)	(97,117)	(55,444)	(2,69,276)	(2,77,007)	(3,41,674)
4	Equity share capital	2,85,256	2,45,473	2,85,256	2,45,473	2,45,473
5	Reserves (excluding Revaluation Reserve as shown in the Balance Sheet of previous year)	9,12,438	10,62,128	9,12,438	10,62,128	9,12,438
6	Earnings Per Share (before and after extraordinary items) (of Rs.10/- each)					
	Basic:	(3.40)	(2.26)	(10.23)	(13.39)	(15.78)
	Diluted:	(3.40)	(2.26)	(10.23)	(13.39)	(15.78)

NOTE: The above is an extract of the detailed format of Quarterly/year to date Financial Results filed with the Stock Exchanges under Regulation 33 of the SEBI (Listing Obligations and Disclosure Requirements) Regulations, 2015. The full format of the Financial Results are available on the Stock Exchange websites: (BSE: www.bseindia.com and NSE: www.nseindia.com), Bank's website: (www.ioib.in)

Place : Chennai (AJAY KUMAR SRIVASTAVA) (K SWAMINATHAN) (R SUBRAMANIKUMAR)
Date : 13.02.2018 EXECUTIVE DIRECTOR EXECUTIVE DIRECTOR MANAGING DIRECTOR & CEO





Indian Overseas Bank

Investor Relations Cell

Central Office, Chennai

Unaudited (Reviewed) Financial Results for the Quarter/Nine Months ended 31st December 2017

FINANCIAL EXPRESS

WEDNESDAY, FEBRUARY 14, 2018




इण्डियन ओवरसीज़ बैंक Indian Overseas Bank

(A Government of India undertaking)

आपकी प्रगति का सच्चा साथी

Good people to grow with



UNAUDITED (REVIEWED) FINANCIAL RESULTS FOR THE QUARTER / NINE MONTHS ENDED 31st DECEMBER 2017

(₹. in Lakhs)

S. No.	Particulars	Quarter ended	Quarter ended	Nine Months ended	Nine Months ended	Year Ended
		31.12.2017	31.12.2016	31.12.2017	31.12.2016	31.03.2017
		Reviewed	Reviewed	Reviewed	Reviewed	Audited
1	Total income from operations (net)	5,06,238	5,59,950	15,84,723	17,42,955	23,09,125
2	Net Profit/(Loss) from ordinary activities after tax	(97,117)	(55,444)	(2,69,276)	(2,77,007)	(3,41,674)
3	Net Profit/(Loss) for the period after tax (after extraordinary items)	(97,117)	(55,444)	(2,69,276)	(2,77,007)	(3,41,674)
4	Equity share capital	2,85,256	2,45,473	2,85,256	2,45,473	2,45,473
5	Reserves (excluding Revaluation Reserve as shown in the Balance Sheet of previous year)	9,12,438	10,62,128	9,12,438	10,62,128	9,12,438
6	Earnings Per Share (before and after extraordinary items) (of Rs.10/- each)					
	Basic:	(3.40)	(2.26)	(10.23)	(13.39)	(15.78)
	Diluted:	(3.40)	(2.26)	(10.23)	(13.39)	(15.78)

NOTE: The above is an extract of the detailed format of Quarterly/year to date Financial Results filed with the Stock Exchanges under Regulation 33 of the SEBI (Listing Obligations and Disclosure Requirements) Regulations, 2015. The full format of the Financial Results are available on the Stock Exchange websites: (BSE: www.bseindia.com and NSE: www.nseindia.com), Bank's website: (www.iob.in)

Place : Chennai
Date : 13.02.2018

(AJAY KUMAR SRIVASTAVA)
EXECUTIVE DIRECTOR

(K SWAMINATHAN)
EXECUTIVE DIRECTOR

(R SUBRAMANIKUMAR)
MANAGING DIRECTOR & CEO

