



Indian Overseas Bank

CENTRAL OFFICE, 763, ANNA SALAI, CHENNAI 600 002

UNAUDITED (REVIEWED) FINANCIAL RESULTS FOR THE QUARTER AND NINE MONTHS ENDED 31st DECEMBER 2019

Rs. in lakh


SL. NO.	Particulars	Quarter ended			9 Months ended		Year ended
		31.12.2019 (Reviewed)	30.09.2019 (Reviewed)	31.12.2018 (Reviewed)	31.12.2019 (Reviewed)	31.12.2018 (Reviewed)	31.03.2019 (Audited)
1	Interest Earned (a) + (b) + (c) + (d)	4,35,190	4,27,565	4,54,242	12,96,394	13,07,476	17,63,127
	(a) Interest/discount on advances/bills	2,86,765	2,83,976	2,98,801	866,496	879,700	11,72,701
	(b) Income on Investments	1,34,616	1,26,438	1,26,183	380,949	370,684	4,92,228
	(c) Interest on Balances with Reserve Bank of India and other Inter Bank Funds	13,809	17,151	16,669	48,949	44,503	61,415
	(d) Others	0	0	12,589	0	12,589	36,783
2	Other Income	84,604	74,835	1,14,617	226,448	328,890	4,20,632
3	TOTAL INCOME (1+2)	5,19,794	5,02,400	5,68,859	15,22,842	16,36,366	21,83,759
4	Interest Expended	3,07,319	3,07,176	3,15,871	919,288	927,464	12,35,213
5	Operating Expenses (i) + (ii)	1,36,241	1,20,623	1,06,374	3,69,903	3,18,665	4,45,158
	(i) Employees Cost	88,850	74,181	65,196	236,626	194,134	2,64,685
	(ii) Other Operating expenses	47,391	46,442	41,178	133,277	124,531	1,80,473
6	TOTAL EXPENDITURE (4+5) (excluding Provisions & Contingencies)	4,43,560	4,27,799	4,22,245	12,89,191	12,46,129	16,80,371
7	OPERATING PROFIT before Provisions & Contingencies (3-6)	76,234	74,601	1,46,614	2,33,651	3,90,237	5,03,388
8	Provisions (other than tax) and Contingencies	6,66,394	2,99,604	2,07,528	1,081,780	649,249	10,99,442
9	Exceptional Items	0	0	0	0	0	0
10	Profit (+)/Loss(-) from Ordinary Activities before tax(7-8-9)	(590,160)	(225,003)	(60,914)	(848,129)	(259,012)	(596,054)
11	Tax expenses	17389	361	(26,312)	18,992	(83,740)	(222,266)
12	Net Profit (+) / Loss(-) from Ordinary Activities after tax (10-11)	(607,549)	(225,364)	(34,602)	(867,121)	(175,272)	(373,788)
13	Extraordinary items (net of tax expense)	0	0	0	0	0	0
14	Net Profit (+) / Loss (-) for the period (12-13)	(607,549)	(225,364)	(34,602)	(867,121)	(175,272)	(373,788)
15	Paid up equity share capital (Face value of each share - Rs.10/-)	12,58,540	9,14,165	6,26,378	12,58,540	6,26,378	9,14,165
16	Reserves excluding Revaluation Reserves (as per balance sheet of previous accounting year)						4,73,324
17	Analytical Ratios						
	(i) Percentage of shares held by Govt. of India	94.56	92.52	91.99	94.56	91.99	92.52
	(ii) Capital Adequacy Ratio (%) (BASEL III)	5.53	11.86	8.86	5.53	8.86	10.21
	(a) CET 1 Ratio	3.53	9.20	6.70	3.53	6.70	7.82
	(b) Additional Tier 1 Ratio	0.00	0.00	0.03	0.00	0.03	0.03
	(iii) Earning Per Share (EPS) - in Rupees						
	a) Basic and diluted EPS before Extraordinary items (Net of tax expense) for the period, for the year to date and for the previous year (not annualized)	(5.83)	(2.47)	(1.16)	(9.06)	(4.12)	(6.83)
	b) Basic and diluted EPS after Extraordinary items for the period, for the year to date and for the previous year (not annualized)	(5.83)	(2.47)	(1.16)	(9.06)	(4.12)	(6.83)
	(iv) NPA Ratios						
	a) Gross NPA	23,73,386	28,67,395	35,78,657	23,73,386	35,78,657	33,39,812
	b) Net NPA	7,08,709	12,50,797	17,98,792	7,08,709	17,98,792	14,36,830
	c) % of Gross NPA	17.12	20.00	23.76	17.12	23.76	21.97
	d) % of Net NPA	5.81	9.84	13.56	5.81	13.56	10.81
	Return on assets (Annualised) (%)	(8.07)	(3.15)	(0.50)	(3.94)	(0.85)	(1.35)

AJAY KUMAR SRIVASTAVA
EXECUTIVE DIRECTOR

K SWAMINATHAN
EXECUTIVE DIRECTOR

KARNAM SEKAR
MANAGING DIRECTOR & CEO

Place: Chennai
Date : 10.02.2020



INDIAN OVERSEAS BANK

CENTRAL OFFICE, 763, ANNA SALAI, CHENNAI 600 002

Notes forming part of the Unaudited Financial Results (Reviewed) of the Bank for the Quarter / Nine months ended December 31, 2019

- 1 The above financial results have been reviewed by the Audit Committee of the Board and approved by the Board of Directors in the meeting held on February 10, 2020. The results have been subjected to limited review by the Statutory Central Auditors of the Bank in line with the guidelines issued by the Reserve Bank of India and as per the requirements of SEBI (Listing Obligations and Disclosure Requirements) Regulations, 2015.
- 2 The above financial results have been prepared following the same accounting policies and practices as those followed in the Annual Financial Statements for the year ended March 31, 2019.
- 3 The working results for the Quarter ended / 9 months period December 31, 2019 have been arrived at after considering provision for NPAs, Standard Assets, Unhedged Foreign Currency Exposure, Depreciation on Investments & Non - Performing Investments, as per RBI guidelines. All other usual and necessary provisions including Gratuity, Pension, Leave encashment, other long term employee benefits and taxation have been made on estimated basis and are subject to adjustments if any at the year end.
- 4 In accordance with RBI circular DBR.No.BP.BC.1/21.06.201/2015-16 dated July 1, 2015, banks are required to make Quarterly Pillar 3 disclosures including Leverage Ratio and Liquidity Coverage Ratio under Basel III Framework. The disclosures are being made available on bank website at the following link http://www.ioab.in/investor_cell.aspx. The disclosures are not subjected to verification by the Statutory Central Auditors of the Bank.
- 5 Based on the available financial statements and the declaration from borrowers, the Bank has estimated the liability towards Unhedged Foreign Currency Exposure to their constituents in terms of RBI circular DBOD.NO.BP.BC.85/21.06.200/2013-14 dated January 15, 2014 and holds a provision of Rs. 11.08 crores as on December 31, 2019.
- 6 During the quarter ended 30th September 2019, Bank has received Rs.3857 crores from Government of India towards preferential allotment of equity shares. On 28.11.2019, Bank has allotted 344,37,50,000 equity shares of face value of Rs.10/- each at an issue price of Rs.11.20 per equity share (including a premium of Rs.1.20 per equity share) to Government of India, the promoter of the Bank on preferential basis.
- 7 Government of India has sanctioned capital of Rs.4360 crores on 26.12.2019 and the Bank has received the same on January 3, 2020 towards preferential allotment of equity shares of the Bank as Government's investment, which is pending for allotment as on date. Approval of shareholders for issue of shares to Government of India on preferential basis is being obtained through Postal Ballot and voting period for the same begins on 28th January 2020, 9.00 AM and ends on 26th February 2020, 5.00 PM. Pending receipt of Capital of Rs.4360 crores as on 31/12/2019 the same has not been considered for the purposes of CRAR position as on 31/12/2019. However in the opinion of the Management after infusion of Capital the CRAR would be as follows and the same has not been reviewed and certified by Statutory Auditors.

After Infusion of Rs.4360 Crore as Capital	CET I	7.88%
	CRAR	10.43%
- 8 The Bank has restructured 21607 MSME accounts and treated them as standard assets amounting to Rs.691.69 Crores upto 31st December 2019, as per RBI circular 2018-19 DBR No.BP.BC.18/21.04.048/2018-19 dated 1st January 2019 and maintained provision of Rs.37.76 crores on such standard assets.
- 9 Bank is in the process of reassessing various components of deferred tax asset/liabilities and necessary adjustments if any will be recognised at the year end.
- 10 Government of India has pronounced Section 115BAA of Income Tax Act 1961 through Taxation Laws (Amendment) Ordinance, 2019 which provides a non reversible option to pay corporate tax at reduced rate effective 1st April 2019 subject to certain conditions. The Bank is currently in the process of evaluating this option. Bank continues to recognize the taxes on income for the quarter and nine months period ended 31.12.2019 as per earlier provisions of Tax Laws.
- 11 The Bank has during the Quarter ended December 2019, made a provision of Rs.186 crore towards revision of wages due with effect from November 2017 and cumulative provision as on 31/12/2019 stood at Rs.224.64 crore.
- 12 The position of investors' complaints for the period from October 1, 2019 to December 31, 2019 is as under:

Pending Complaints at the beginning of the Quarter	1
Complaints received during the Quarter	3
Complaints redressed during the Quarter	4
Closing balance at the end of the Quarter	0
- 13 The provision coverage ratio of the Bank as on December 31, 2019 stood at 86.20%




14	In line with RBI Circular No.DBR.BP.BC No.32.21.04.018.2018-19 dated April, 2019 the Banks are required to disclose divergence from prudential norms on income recognition, assets classification and provisioning and the details of divergence reported by RBI is as under:	
S. No.	Particulars	Amount
		Rs. in 000s
1	Gross NPAs as on March 31, 2019 as reported by the Bank	333981200
2	Gross NPAs as on March 31, 2019 as assessed by RBI	337561200
3	Divergence in Gross NPAs(2-1)	3580000
4	Net NPAs as on March 31, 2019 as reported by the Bank	143683000
5	Net NPAs as on March 31, 2019 as assessed by RBI	147263000
6	Divergence in Net NPAs(5-4)	3580000
7	Provisions for NPAs as on March 31, 2019 as reported by the Bank	186472339
8	Provisions for NPAs as on March 31, 2019 as assessed by RBI	208552339
9	Divergence in provisioning (8-7) #	22080000
10	Reported Net Profit/(Loss) after TAX(PAT) for the year ended March 31, 2019	(37,378,810)
11	Adjusted (notional) NPAT (PAT)/(Loss) for the year ended March 31, 2019 after taking into account the divergence in provisioning	(59,998,810)
# (includes provisions attributed to valuation of investments - Rs.281 crores) Note: The impact of above divergence has been duly accounted for in the quarter ended Dec 2019.		
15	The figures for the quarter ended 31st December 2019 are the balancing figures between reviewed figures in respect of the 9 months ended 31st December 2019 and the published year to date figures upto 30th September 2019.	
16	Previous period / year figures have been regrouped / reclassified / rearranged wherever necessary	

AJAY KUMAR SRIVASTAVA
EXECUTIVE DIRECTOR

K SWAMINATHAN
EXECUTIVE DIRECTOR

KARNAM SEKAR
MANAGING DIRECTOR & CEO

Place: Chennai
Date : 10.02.2020





INDIAN OVERSEAS BANK

CENTRAL OFFICE, 763, ANNA SALAI, CHENNAI 600002

SEGMENT REPORTING FOR THE QUARTER ENDED 31ST DECEMBER 2019

Rs. in lakh

Particulars	Quarter ended			9 Months ended		Year ended
	31.12.2019 (Reviewed)	30.09.2019 (Reviewed)	31.12.2018 (Reviewed)	31.12.2019 (Reviewed)	31.12.2018 (Reviewed)	31.03.2019 (Audited)
1) Segment Revenue						
a) Treasury Operations	1 64 332	1 59 567	2 02 744	4 78 603	4 94 950	6 52 771
b) Corporate / Wholesale Banking	1 69 483	1 46 179	1 81 111	4 80 258	5 36 811	7 01 945
c) Retail Banking	1 70 878	1 87 089	1 59 497	5 29 175	5 62 011	7 41 775
d) Other Banking Operations	15 011	9 444	12 901	34 089	29 906	40 427
e) Unallocated	90	121	12 606	717	12 686	46 842
Total	5 19 794	5 02 400	5 68 859	15 22 842	16 36 364	21 83 760
Less: Inter segment Revenue	0	0	0	0	0	0
Income from Operations	5 19 794	5 02 400	5 68 859	15 22 842	16 36 364	21 83 760
2) Segment Results: Profit (+) / Loss (-)						
a) Treasury Operations	19 079	26 856	71 072	75 623	1 17 854	1 45 535
b) Corporate / Wholesale Banking	2 920	- 21 422	9 813	- 22 442	26 440	13 511
c) Retail Banking	42 440	61 706	41 820	1 52 995	2 08 976	2 65 051
d) Other Banking Operations	11 742	7 361	11 338	26 845	25 299	33 578
e) Unallocated	53	100	12 570	630	11 665	45 709
Operating Profit	76 234	74 601	1 46 613	2 33 651	3 90 234	5 03 384
Less: Provisions and Contingencies	6 66 394	2 99 604	2 07 528	10 81 780	6 49 248	10 99 442
Profit After Provisions and before Tax	-5 90 160	-2 25 003	- 60 915	-8 48 129	-2 59 014	-5 96 058
3) Segment Assets						
a) Treasury Operations	87 62 154	87 99 869	78 80 210	87 62 154	78 80 210	77 51 307
b) Corporate / Wholesale Banking	76 50 554	81 11 577	87 38 854	76 50 554	87 38 854	87 93 605
c) Retail Banking	70 05 102	72 10 476	70 57 215	70 05 102	70 57 215	74 79 978
d) Other Banking Operations	34 537	42 821	40 002	34 537	40 002	15 978
e) Unallocated	9 40 716	9 57 898	7 44 001	9 40 716	7 44 001	9 59 969
Total	243 93 063	251 22 641	244 60 282	243 93 063	244 60 282	250 00 837
4) Segment Liabilities						
a) Treasury Operations	86 62 201	85 43 781	77 72 116	86 62 201	77 72 116	75 30 039
b) Corporate / Wholesale Banking	75 86 292	78 16 116	84 48 697	75 86 292	84 48 697	85 30 873
c) Retail Banking	69 72 765	69 75 559	68 30 116	69 72 765	68 30 116	72 62 801
d) Other Banking Operations	1 210	16 572	24 661	1 210	24 661	35 519
e) Unallocated	3 993	3 89 460	1 835	3 993	1 835	5 616
Total	232 26 461	237 41 488	230 77 425	232 26 461	230 77 425	233 64 848
5) Capital Employed :						
Segment Assets - Segment Liabilities						
a) Treasury Operations	99 953	2 56 088	1 08 094	99 953	1 08 094	2 21 268
b) Corporate / Wholesale Banking	64 262	2 95 461	2 90 157	64 262	2 90 157	2 62 732
c) Retail Banking	32 337	2 34 917	2 27 099	32 337	2 27 099	2 17 177
d) Other Banking Operations	33 327	26 249	15 341	33 327	15 341	- 19 541
e) Unallocated	9 36 723	5 68 438	7 42 166	9 36 723	7 42 166	9 54 353
Total	11 66 602	13 81 153	13 82 857	11 66 602	13 82 857	16 35 989

Notes on Segment Reporting

- Segment expenses and liabilities have been apportioned on the basis of average segment assets, wherever direct allocation is not possible.
- Figures of the previous year's/nine months/quarters have been regrouped / reclassified / rearranged wherever considered necessary to correspond with the current nine months /quarters classification / presentation

Chennai
10.02.2020AJAY KUMAR SRIVASTAVA
EXECUTIVE DIRECTORK. SWAMINATHAN
EXECUTIVE DIRECTORKARNAM SEKAR
MANAGING DIRECTOR & CEO

Independent Auditor's Limited Review Report on Unaudited Standalone Financial Results of Indian Overseas Bank for the quarter ended / period 9 months ended on 31st December 2019 pursuant to Regulations 33 of the Securities and Exchange Board of India (Listing Obligations and Disclosure Requirements) Regulations, 2015

To
**The Board of Directors of
Indian Overseas Bank
Chennai**

1. We have reviewed the accompanying Statement of Unaudited Standalone Financial Results of Indian Overseas Bank ('the Bank') for the quarter ended December 31, 2019 and year to date results for the period from 1st April 2019 to 31st December 2019 ("the Statement") attached herewith. The disclosures relating to "Pillar 3 under Basel III Capital Regulations", "Leverage Ratio" and "Liquidity Coverage Ratio" as have been disclosed on the Bank's website and in respect of which a link has been provided in the aforesaid statements have not been reviewed by us.
2. This Statement which is the responsibility of the Bank's Management and approved by the Board of Directors, has been prepared in accordance with recognition and measurement principles laid down in Accounting Standard 25 "Interim Financial Reporting", ('AS 25') the relevant provisions of Banking Regulation Act, 1949, the circulars, guidelines and directions issued by the Reserve Bank of India (RBI) from time to time ("RBI Guidelines") and other accounting principles generally accepted in India. Our responsibility is to issue a report on the Statement based on our review.
3. We conducted our review of the statement in accordance with the Standard on Review Engagement (SRE) 2410, "Review of Interim Financial Information Performed by the Independent Auditor of the Entity" issued by the Institute of Chartered Accountants of India. This standard requires that we plan and perform the review to obtain moderate assurance as to whether the Statement is free of material misstatement. A review is limited primarily to making inquiries of the bank's personnel and applying analytical and other review procedures applied to financial data and thus provides less assurance than an audit. We have not performed an audit and accordingly, we do not express an audit opinion.



Contd...2

4. The statement incorporates the relevant returns of 20 branches reviewed by us, 1 foreign branch reviewed by other auditors specially appointed for this purpose, and unreviewed returns in respect of 3308 branches (including 3 foreign branches, 48 Regional Offices and 7 Zonal Offices). In the conduct of our Review, we have relied on the review reports in respect of non-performing assets submitted by the Internal Inspectors of bank for 105 branches. These review reports cover 56.24 percent (of which 40.53 percent has been covered by us) of the advances portfolio of the bank. Apart from these review reports, in the conduct of our review, we have also relied upon various returns received from the branches of the bank.
5. Based on our review conducted as above, subject to limitation in scope as mentioned in Para 3 above, nothing has come to our attention that causes us to believe that the accompanying Unaudited Statements together with the Notes thereon, prepared in accordance with applicable accounting standards issued by the Institute of Chartered Accountants of India and other recognized accounting practices and policies has not disclosed the information required to be disclosed in terms of regulation 33 of the SEBI (Listing Obligations and Disclosure Requirements) Regulations, 2015 as amended including the manner in which it is to be disclosed, or that it contains any material misstatement or that it has not been prepared in accordance with the relevant prudential norms issued by the Reserve Bank of India in respect of income recognition, asset classification, provisioning and other related matters.


6. Emphasis of Matter:

We draw attention to:

- a. Note No 7 relating to computation of CRAR after the infusion of Capital not reviewed by us
- b. Note No. 8 to the statement relating to MSME restructuring and
- c. Note No. 9 to the statement relating to adjustments to Deferred Tax Asset/ Liability.

Our Opinion is not modified in respect of the above matters.


For **R SUBRAMANIAN AND COMPANY LLP**
Chartered Accountants
FRN 004137S/S200041


(R SUBRAMANIAN)

Partner
M.No.8460
UDIN: 20008460AAAAAD6087




For **S A R C & ASSOCIATES**
Chartered Accountants
FRN 006085N


(CHETAN THAKKAR)

Partner
M.No. 114196
UDIN: 20114196AAAAAF2702



For **PATRO & CO**
Chartered Accountants
FRN 310100E



(N ANANDA RAO)
Partner
M.No.051656
UDIN: 20051656AAAAAG3477



For **M. SRINIVASAN & ASSOCIATES**
Chartered Accountants
FRN 004050S



(S. SANTHOSH)
Partner
M.No.230839
UDIN: 20230839AAAAAF6948

