


**Indian Overseas Bank**



Central Office, 763, Anna Salai Chennai - 600 002

**Audited Standalone Financial Results for the Quarter / Year ended 31<sup>st</sup> March 2020**

(Rs. in Lakhs)

S No.	Particulars	Quarter ended			Year ended	
		31.03.2020 (Audited)	31.12.2019 (Reviewed)	31.03.2019 (Audited)	31.03.2020 (Audited)	31.03.2019 (Audited)
<b>1</b>	<b>Interest Earned (a) + (b) + (c) + (d)</b>	<b>4,44,217</b>	<b>4,35,190</b>	<b>4,55,650</b>	<b>17,40,611</b>	<b>17,63,126</b>
	(a) Interest/discount on advances/bills	284,759	2,86,765	293,000	11,51,255	11,72,701
	(b) Income on investments	139,846	1,34,616	121,544	5,20,795	4,92,228
	(c) Interest on Balances with Reserve Bank of India and other Inter Bank Funds	13,505	13,809	16,912	62,454	61,415
	(d) Others	6,107	0	24,194	6,107	36,783
<b>2</b>	<b>Other Income</b>	<b>104,189</b>	<b>84,604</b>	<b>91,742</b>	<b>3,30,637</b>	<b>4,20,632</b>
<b>3</b>	<b>TOTAL INCOME (1+2)</b>	<b>5,48,406</b>	<b>5,19,794</b>	<b>5,47,392</b>	<b>20,71,248</b>	<b>21,83,758</b>
<b>4</b>	<b>Interest Expended</b>	<b>2,91,040</b>	<b>3,07,319</b>	<b>3,07,749</b>	<b>12,10,328</b>	<b>12,35,213</b>
<b>5</b>	<b>Operating Expenses (i) + (ii)</b>	<b>1,42,980</b>	<b>1,36,241</b>	<b>1,26,493</b>	<b>5,12,883</b>	<b>4,45,158</b>
	(i) Employees Cost	87,446	88,850	70,551	3,24,072	2,64,685
	(ii) Other Operating expenses	55,534	47,391	55,942	1,88,811	1,80,473
<b>6</b>	<b>TOTAL EXPENDITURE (4+5) (excluding Provisions &amp; Contingencies)</b>	<b>434,020</b>	<b>4,43,560</b>	<b>4,34,242</b>	<b>17,23,211</b>	<b>16,80,371</b>
<b>7</b>	<b>OPERATING PROFIT before Provisions &amp; Contingencies(3-6)</b>	<b>1,14,386</b>	<b>76,234</b>	<b>1,13,150</b>	<b>3,48,037</b>	<b>5,03,387</b>
<b>8</b>	<b>Provisions (other than tax) and Contingencies</b>	<b>106,038</b>	<b>6,66,394</b>	<b>450,192</b>	<b>11,87,816</b>	<b>10,99,442</b>
<b>9</b>	<b>Exceptional Items</b>	<b>0</b>	<b>0</b>	<b>0</b>	<b>0</b>	<b>0</b>
<b>10</b>	<b>Profit (+)/Loss(-) from Ordinary Activities before tax(7-8-9)</b>	<b>8,348</b>	<b>(590,160)</b>	<b>(337,042)</b>	<b>(839,779)</b>	<b>(596,054)</b>
i1	Tax expenses	(700)	17389	(138,526)	18,292	(222,266)
<b>i2</b>	<b>Net Profit (+) / Loss(-) from Ordinary Activities after tax (10-11)</b>	<b>9,048</b>	<b>(607,549)</b>	<b>(198,516)</b>	<b>(858,071)</b>	<b>(373,788)</b>
<b>13</b>	<b>Extraordinary items-Income (net of tax expense)</b>	<b>5,331</b>	<b>0</b>	<b>0</b>	<b>5331</b>	<b>0</b>
<b>14</b>	<b>Net Profit (+) / Loss (-) for the period (12-13)</b>	<b>14,379</b>	<b>(607,549)</b>	<b>(198,516)</b>	<b>(852,740)</b>	<b>(373,788)</b>
<b>15</b>	<b>Paid up equity share capital (Face value of each share - Rs.10/-)</b>	<b>16,43,699</b>	<b>12,58,540</b>	<b>9,14,165</b>	<b>16,43,699</b>	<b>9,14,165</b>
<b>16</b>	<b>Reserves excluding Revaluation Reserves (as per balance sheet of previous accounting year)</b>				<b>(261338)</b>	<b>4,73,324</b>
<b>17</b>	<b>Analytical Ratios</b>					
	(i) Percentage of shares held by Govt. of India	95.84	94.56	92.52	95.84	92.52
	(ii) Capital Adequacy Ratio (%) ( Basel III)	10.72	5.53	10.21	10.72	10.21
	(a) CET 1 Ratio	8.21	3.53	7.82	8.21	7.82
	(b) Additional Tier 1 Ratio	0.00	0	0.03	0.00	0.03
	(iii) Earning Per Share (EPS) - in Rupees					
	a) Basic and diluted EPS before Extraordinary items (Net of tax expense) for the period, for the year to date and for the previous year (not annualized)	0.06	(5.83)	(3.06)	(8.04)	(6.83)
	b) Basic and diluted EPS after Extraordinary items for the period, for the year to date and for the previous year (not annualized)	0.10	(5.83)	(3.06)	(7.99)	(6.83)
	(iv) NPA Ratios					
	a) Gross NPA	19,91,270	23,73,386	33,39,812	19,91,270	33,39,812
	b) Net NPA	6,60,280	7,08,709	14,36,830	6,60,280	14,36,830
	c) % of Gross NPA	14.78	17.12	21.97	14.78	21.97
	d) % of Net NPA	5.44	5.81	10.81	5.44	10.81
	e) Return on assets (Annualised) (%)	0.20	(8.07)	(2.82)	(2.95)	(1.35)

Place: Chennai  
Date : 25.06.2020
  
**AJAY KUMAR SRIVASTAVA**  
 EXECUTIVE DIRECTOR

  
**KARNAM SEKAR**  
 MANAGING DIRECTOR & CEO


Summarised Balance Sheet		(Rs. In lakhs)	
		As at 31.03.2020 (Audited)	As at 31.03.2019 (Audited)
<b>Capital &amp; Liabilities</b>			
Capital		16,43,699	9,14,165
Reserve & Surplus		-28,201	7,21,823
Deposits		2,22,95,188	2,22,53,408
Borrowings		5,41,973	6,14,604
Other Liabilities & Provisions		16,20,024	4,96,752
<b>Total</b>		<b>2,60,72,683</b>	<b>2,50,00,752</b>
<b>Assets</b>			
Cash & Balances with RBI		3,15,522	10,29,253
Balances with Banks and Money at Call and Short Notice		20,90,543	20,59,897
Investments		79,41,608	66,93,227
Advances		1,21,33,341	1,32,59,763
Fixed Assets		3,12,734	3,33,690
Other Assets		32,78,935	16,24,922
<b>Total</b>		<b>2,60,72,683</b>	<b>2,50,00,752</b>

**Indian Overseas Bank**



Central Office, 763, Anna Salai Chennai 600 002

**Notes forming part of the Audited Standalone Financial Results of the Bank for the Quarter/Year ended March 31, 2020**

1	The above Standalone Financial Results have been reviewed by the Audit Committee of the Board and approved by the Board of Directors in their meeting held on 25th June, 2020. The results have been subjected to audit by the Statutory Central Auditors of the Bank in line with the guidelines issued by the Reserve Bank of India and as per the requirements of SEBI (Listing Obligations and Disclosure Requirements) Regulations, 2015. The Statutory Central Auditors have issued Unmodified Opinion on the Standalone Financial Results for the Year 2019-20.
2	The above standalone financial results have been prepared following the same accounting policies and practices as those followed in the Annual Financial Statements for the year ended March 31, 2019.
3	The figures of the last quarter in each of the financial years are the balancing figures between audited figures in respect of the full financial year and the published year to date figures upto the end of the third quarter of the respective financial year.
4	The working results for the Quarter/Year ended 31st March 2020 have been arrived at after considering provision for NPAs, Standard Assets, Unhedged Foreign Currency Exposure, Depreciation on Investments & Non - Performing Investments on the basis of prudential norms and specific guidelines issued by Reserve Bank of India, Provision for taxes (after adjustment for Deferred Taxes), Provision for Contingencies, Employee Benefits (including wage revision), Depreciation on Fixed Assets and other usual and necessary provisions.
5	In accordance with RBI circular DBR.No.BP.BC.1/21.06.201/2015-16 dated 1st July, 2015, banks are required to make Quarterly Pillar 3 disclosures including Leverage Ratio and Liquidity Coverage Ratio under Basel III Framework. The disclosures are being made available on Bank's website at the following link <a href="http://www.ioib.in/investor_cell.aspx">http://www.ioib.in/investor_cell.aspx</a> . The disclosures are not subjected to verification by the Statutory Central Auditors of the Bank.
6	In accordance with Accounting Standard : 10 – "Property, Plant and Equipment" , depreciation of Rs. 132.58 crore for the year on the revalued portion of the fixed assets has been charged to Profit and Loss account. Equivalent amount has been transferred from the Revaluation Reserve to the Revenue Reserve.
7	Based on the available financial statements and the declaration from borrowers, the Bank has estimated the liability towards Unhedged Foreign Currency Exposure to their constituents in terms of RBI circular DBOD.NO.BP.BC.85/21.06.200/2013-14 dated January 15, 2014 at Rs.2.79 crore. However the Bank holds a provision of Rs.11.08 crores against the said liability as on 31.03.2020.
8	In respect of various Direct Tax and Indirect litigation pending before appellate authorities, taking into consideration certain judicial rulings and expert advice from independent tax consultants bank is of the view that there is a fair chance of succeeding in the appeals filed with the appellate authorities and accordingly no additional provision has been made in respect of disputed income tax liability of Rs.5734.33 Crores and Indirect tax liability of Rs.192.28 Crores which has been disclosed as contingent liability.
9	The Bank, based on internal evaluation, presently has decided to continue with the existing tax regime. Further, the bank has recognized net Deferred Tax Assets as on 31st March, 2020 aggregating to Rs. 6285.40 Crore (PY Rs. 6454.76 crore) on timing differences in accordance with Accounting Standard - 22 on "Accounting for Taxes on Income" issued by the Institute of chartered Accountants of India and adjustment if any to be carried out on reassessment at appropriate stage.
10	During the Financial Year ended 31.03.2020, the Bank has successfully raised Basel III Compliant Tier II Bonds Series III to the tune of Rs. 500 crore.
11	During the Financial Year ended 31.03.2020, a. Bank has allotted 344,37,50,000 equity shares of Rs 10 each (Rupees Ten Only) for cash at the Issue Price of Rs 11.20 per share (Including Premium of Rs 1.20 per equity share) on preferential basis to GOI on 28.11.2019 for Capital infusion of Rs. 3857 crore. b. Bank has allotted 385,15,90,106 equity shares of Rs. 10/- (Rupees Ten Only) for Cash at Issue Price of Rs 11.32 per equity share (Including Premium of Rs. 1.32 per equity share) on 27.02.2020 for capital infusion of Rs 4360 crore.
12	During the year our Bank has redeemed Lower Tier II Bonds Series XIII aggregating Rs.290 crores in August 2019. The Bank has exercised call option on Upper Tier II Bonds Series III aggregating Rs.510 crores in September 2019. The Bank has also exercised call option on perpetual Bonds Series IV aggregating Rs.300 crores in September 2019.

FIN



13	In Conformity with the RBI Circular No.DBR.BP.BC.No.32/21.04.018/2018-19 dated April 1 2019, DBR.BP.BC.No.63/21.04.018/2016-17 dated 18.04.2017, banks are required to disclose the divergence in asset classification and provisioning consequent to RBI's Risk Assessment Report in their notes to accounts to the financial statements. Divergence in the Asset Classification and Provisioning for NPAs in compliance to Risk Assessment Report (RAR) of RBI for the Year 2018-19 are reported as under :																								
	<table border="1"> <thead> <tr> <th>Particulars</th> <th>Amount (Rs. in Thousands)</th> </tr> </thead> <tbody> <tr> <td>i Gross NPA as on March 31, 2019 as reported by the Bank</td> <td>333981200</td> </tr> <tr> <td>ii Gross NPA as on March 31, 2019 as assessed by RBI</td> <td>337561200</td> </tr> <tr> <td>iii Divergence in Gross NPA (2-1)</td> <td>3580000</td> </tr> <tr> <td>iv Net NPA as on March 31, 2019 as reported by the Bank</td> <td>143683000</td> </tr> <tr> <td>v Net NPA as on March 31, 2019 as assessed by RBI</td> <td>147263000</td> </tr> <tr> <td>vi Divergence in Net NPAs (5-4)</td> <td>3580000</td> </tr> <tr> <td>vii Provision for NPA as on March 2019 as reported by the Bank</td> <td>186472339</td> </tr> <tr> <td>viii Provision for NPA as on March 31, 2019 as assessed by RBI</td> <td>208552339</td> </tr> <tr> <td>ix Divergence in Provisioning (8-7)</td> <td>22080000#</td> </tr> <tr> <td>x Reported Net Profit after Tax (NPAT) for the year ended March 31, 2019</td> <td>-37378810</td> </tr> <tr> <td>xi Adjusted (notional) Net Profit after Tax (PAT) for the year ended March 31, 2019 after taking into account the divergence in provisioning.</td> <td>-59998810</td> </tr> </tbody> </table>	Particulars	Amount (Rs. in Thousands)	i Gross NPA as on March 31, 2019 as reported by the Bank	333981200	ii Gross NPA as on March 31, 2019 as assessed by RBI	337561200	iii Divergence in Gross NPA (2-1)	3580000	iv Net NPA as on March 31, 2019 as reported by the Bank	143683000	v Net NPA as on March 31, 2019 as assessed by RBI	147263000	vi Divergence in Net NPAs (5-4)	3580000	vii Provision for NPA as on March 2019 as reported by the Bank	186472339	viii Provision for NPA as on March 31, 2019 as assessed by RBI	208552339	ix Divergence in Provisioning (8-7)	22080000#	x Reported Net Profit after Tax (NPAT) for the year ended March 31, 2019	-37378810	xi Adjusted (notional) Net Profit after Tax (PAT) for the year ended March 31, 2019 after taking into account the divergence in provisioning.	-59998810
Particulars	Amount (Rs. in Thousands)																								
i Gross NPA as on March 31, 2019 as reported by the Bank	333981200																								
ii Gross NPA as on March 31, 2019 as assessed by RBI	337561200																								
iii Divergence in Gross NPA (2-1)	3580000																								
iv Net NPA as on March 31, 2019 as reported by the Bank	143683000																								
v Net NPA as on March 31, 2019 as assessed by RBI	147263000																								
vi Divergence in Net NPAs (5-4)	3580000																								
vii Provision for NPA as on March 2019 as reported by the Bank	186472339																								
viii Provision for NPA as on March 31, 2019 as assessed by RBI	208552339																								
ix Divergence in Provisioning (8-7)	22080000#																								
x Reported Net Profit after Tax (NPAT) for the year ended March 31, 2019	-37378810																								
xi Adjusted (notional) Net Profit after Tax (PAT) for the year ended March 31, 2019 after taking into account the divergence in provisioning.	-59998810																								
	# Includes Provisions attributed to valuation of investments-Rs.281 crores)																								
	Bank has duly recorded the impact of the above divergence in its working results for the quarter/ 9 Months ended 31st Dec 2019																								
14	Bank has restructured 19043 MSME accounts and treated them as standard assets aggregating to Rs.694.21 crore as on 31st march 2020 in terms of RBI Circular 2018-19 DBR No BP.BC. 18/21.04.048/2018-19 dated January 1, 2019 and maintains a provision of Rs.38.72 crore on such standard advances																								
15	Pending Bipartite settlement, the Bank has during the year 2019-20 made an adhoc provision of Rs.460.41 crore towards revision of wages due with effect from November 2017.																								
16	Extraordinary income represents exchange differences recognised as income on account of disposal of net investment in respect of one of the foreign branches.																								
17	The Provision Coverage Ratio of the Bank as on 31st March, 2020 stood at 86.94% as against 71.39% as on 31.03.2019.																								
18	During the year ended 31.03.2020, loans and advances amounting to Rs. 6492.53 Crores have been classified as fraud in terms of RBI guidelines and bank holds 100% provision in respect of such advances as on 31.03.2020.																								
19	The spread of SARS - Cov 2 virus responsible for COVID - 19 has resulted in a lockdown in India and across the globe. The continued lockdown has resulted in significant decline in global and local economic activities. The situation continues to be uncertain and Bank is closely monitoring the situation. Despite these prevalent conditions, there would not be significant impact on Bank's results and going concern assumptions.																								
20	In accordance with RBI guidelines related to 'COVID 19 Regulatory Package' on asset classification and provisioning, dated 27.03.2020 17.04.2020 and 23.05.2020 and clarification issued by RBI through Indian Banks Association dated 06.05.2020, Bank has granted a moratorium of instalments and or interest as applicable, falling due between March 1, 2020 and August 31, 2020 to eligible borrowers classified as Standard, even if overdue, as on February 29, 2020 . The moratorium period wherever granted, shall be excluded by the Bank from the number of days the account is past due for the purpose of asset classification under IRAC norms. As on 31.03.2020, the bank has extended moratorium/deferment in respect of advances aggregating to Rs.22529 Crores, out of which Asset Classification benefit was extended to advances with aggregate outstanding of Rs. 945.67 Crores. Bank has made a provision of Rs.97.00 crores and derecognise interest income to the extent of Rs.29.92 crores in respect of such advances wherein asset classification benefit was extended.																								
21	The position of Investors' Complaints for the period from 01.01.2019 to 31.03.2020 is as under: Pending complaints at the beginning of the Quarter - 0 Complaints received during the Quarter - 1 Complaints redressed during the Quarter - 1 Closing balance at the end of the Quarter - 0																								
22	Previous period / year figures have been regrouped / reclassified / rearranged wherever necessary to conform to current year/period classification																								
	<div style="display: flex; justify-content: space-between;"> <div style="text-align: center;">   <b>AJAY KUMAR SRIVASTAVA</b>  <b>EXECUTIVE DIRECTOR</b> </div> <div style="text-align: center;">   <b>KARNAM SEKAR</b>  <b>MANAGING DIRECTOR &amp; CEO</b> </div> </div>																								
	Place: Chennai Date : 25.06.2020																								

✓  
✓



**INDIAN OVERSEAS BANK**

CENTRAL OFFICE, 763, ANNA SALAI, CHENNAI 600002

SEGMENT RESULTS FOR THE QUARTER / YEAR ENDED 31ST MARCH 2020



Rs. in lakh

Particulars	Quarter ended			Year ended	
	31.03.2020 (Audited)	31.12.2019 (Reviewed)	31.03.2019 (Audited)	31.03.2020 (Audited)	31.03.2019 (Audited)
<b>1) Segment Revenue</b>					
a) Treasury Operations	1 85 247	1 64 332	1 57 821	6 63 850	6 52 771
b) Corporate / Wholesale Banking	1 68 863	1 69 483	1 65 134	6 49 121	7 01 945
c) Retail Banking	1 84 249	1 70 878	1 79 764	7 13 424	7 41 775
d) Other Banking Operations	9 425	15 011	10 521	43 514	40 427
e) Unallocated	5 953	90	34 153	6 672	46 842
<b>Total</b>	<b>5 53 737</b>	<b>5 19 794</b>	<b>5 47 393</b>	<b>20 76 581</b>	<b>21 83 760</b>
Less: Inter segment Revenue	0	0	0	0	0
<b>Income from Operations</b>	<b>5 53 737</b>	<b>5 19 794</b>	<b>5 47 393</b>	<b>20 76 581</b>	<b>21 83 760</b>
<b>2) Segment Results Before Provisions &amp; Before Tax</b>					
a) Treasury Operations	40 254	19 079	27 681	1 15 877	1 45 535
b) Corporate / Wholesale Banking	9 794	2 920	(12,929)	(12,648)	13 511
c) Retail Banking	57 209	42 440	56 075	2 10 204	2 65 051
d) Other Banking Operations	6 542	11 742	8 279	33 387	33 578
e) Unallocated	5 918	53	34 044	6 548	45 709
<b>Operating Profit</b>	<b>1 19 717</b>	<b>76 234</b>	<b>1 13 150</b>	<b>3 53 368</b>	<b>5 03 384</b>
<b>Less: Provisions and Contingencies</b>	<b>1 06 038</b>	<b>6 66 394</b>	<b>4 50 192</b>	<b>11 87 816</b>	<b>10 99 442</b>
<b>Profit After Provisions and before Tax</b>	<b>13 679</b>	<b>(590,160)</b>	<b>(337,042)</b>	<b>(834,449)</b>	<b>(596,058)</b>
<b>3) Segment Assets</b>					
a) Treasury Operations	93 92 721	87 62 154	77 51 307	93 92 721	77 51 307
b) Corporate / Wholesale Banking	80 05 573	76 50 554	87 93 605	80 05 573	87 93 605
c) Retail Banking	76 56 054	70 05 102	74 79 978	76 56 054	74 79 978
d) Other Banking Operations	51 458	34 537	15 978	51 458	15 978
e) Unallocated	9 66 877	9 40 716	9 59 969	9 66 877	9 59 969
<b>Total</b>	<b>2 60 72 683</b>	<b>2 43 93 063</b>	<b>2 50 00 837</b>	<b>2 60 72 683</b>	<b>2 50 00 837</b>
<b>4) Segment Liabilities</b>					
a) Treasury Operations	91 12 666	86 62 201	75 30 039	91 12 666	75 30 039
b) Corporate / Wholesale Banking	77 98 956	75 86 292	85 30 873	77 98 956	85 30 873
c) Retail Banking	74 84 805	69 72 765	72 62 801	74 84 805	72 62 801
d) Other Banking Operations	56 420	1 210	35 519	56 420	35 519
e) Unallocated	4 339	3 993	5 616	4 339	5 616
<b>Total</b>	<b>2 44 57 186</b>	<b>2 32 26 461</b>	<b>2 33 64 848</b>	<b>2 44 57 186</b>	<b>2 33 64 848</b>
<b>5) Capital Employed : Segment Assets - Segment Liabilities</b>					
a) Treasury Operations	2 80 055	99 953	2 21 268	2 80 055	2 21 268
b) Corporate / Wholesale Banking	2 06 617	64 262	2 62 732	2 06 617	2 62 732
c) Retail Banking	1 71 249	32 337	2 17 177	1 71 249	2 17 177
d) Other Banking Operations	(4,962)	33 327	(19,541)	(4,962)	(19,541)
e) Unallocated	9 62 538	9 36 723	9 54 353	9 62 538	9 54 353
<b>Total</b>	<b>16 15 497</b>	<b>11 66 602</b>	<b>16 35 989</b>	<b>16 15 497</b>	<b>16 35 989</b>


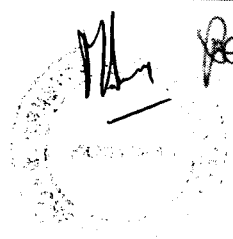

**Notes on Segment Reporting**

1. Segment expenses and liabilities have been apportioned on the basis of average segment assets, wherever direct allocation is not possible.

2. Figures of the previous years/Current year/quarters have been regrouped / reclassified / rearranged wherever considered necessary to correspond with the current year /quarters classification / presentation

Chennai  
25.06.2020AJAY KUMAR SRIVASTAVA  
EXECUTIVE DIRECTORKARNAM SEKAR  
MANAGING DIRECTOR & CEO

INDIAN OVERSEAS BANK	
CASH FLOW STATEMENT	
STATEMENT OF CASH FLOW FOR THE YEAR ENDED 31.03.2020	
	Rs In '000s
	Year ended
	31.03.2020
<b>CASH FLOW FROM OPERATING ACTIVITIES</b>	
Net (Loss) After Tax	-85 27 40 35
Add: Provision for Tax	13 55 92
Net (Loss) before Income Tax	-85 13 84 42
<b>Adjustments for :</b>	
Amortisation of HTM Investments	- 42 19 67
Loss on Revaluation of Investments	1 20 75 85
Depreciation on Fixed Assets	3 00 60 83
(Profit) / Loss on Sale of Assets	- 5 63 25
Transfer from Reserves	1 05 49 77
Provision for NPAs	110 74 20 03
Provision for Standard Assets	2 13 62 21
Depreciation on Investments	5 60 59 26
Provision for Other Items	1 99 11 00
Interest on IOB Bonds	3 52 48 60
	<b>128 79 04 62</b>
<b>Adjustments for :</b>	
Increase / (Decrease) in Deposits	4 17 80 28
Increase / (Decrease) in Borrowings	-1 26 30 71
Increase / (Decrease) in Other Liabilities & Provisions	108 06 58 02
(Increase) / Decrease in Investments	-131 22 96 10
(Increase) / Decrease in Advances	1 90 02 28
(Increase) / Decrease in Other Assets	-160 57 79 01
	<b>-178 92 65 24</b>
Direct Taxes (Net)	-4 95 06 05
<b>NET CASH FLOW GENERATED FROM / (USED IN) OPERATING ACTIVITIES (A)</b>	<b>-140 22 51 09</b>
<b>CASH FLOW FROM INVESTING ACTIVITIES</b>	
Sale / disposal of Fixed Assets	43 61 55
Purchase of Fixed Assets	-1 29 02 92
<b>NET CASH GENERATED FROM / (USED IN) INVESTING ACTIVITIES (B)</b>	<b>- 85 41 37</b>
<b>CASH FLOW FROM FINANCING ACTIVITIES</b>	
Proceeds of Equity Share Issue (including Share premium)	82 17 00 00
Redemption of Tier I & Tier II Bonds (Net)	-6 00 00 00
Issue of Basel III Tier II Bonds	
Interest Paid on Tier II Capital	-3 39 91 75
Interest paid on perpetual (AT1) bonds	
Share Application Money received from GOI	
<b>NET CASH GENERATED FROM / (USED IN) FROM FINANCING ACTIVITIES (C)</b>	<b>72 77 08 25</b>
<b>NET INCREASE IN CASH AND CASH EQUIVALENTS (A) + (B) + (C)</b>	<b>-68 30 84 21</b>
<b>CASH AND CASH EQUIVALENTS AT THE BEGINNING OF THE YEAR</b>	
Cash & Balances with RBI	102 92 53 22
Balances with Banks & Money at Call	205 98 96 56
<b>CASH AND CASH EQUIVALENTS AT THE END OF THE YEAR</b>	
Cash & Balances with RBI	31 55 22 13
Balances with Banks & Money at Call	209 05 43 44
<b>NET INCREASE / DECREASE IN CASH AND CASH EQUIVALENTS</b>	<b>-68 30 84 21</b>



---

---

**INDEPENDENT AUDITORS REPORT**

To  
**The Board of Directors**  
**Indian Overseas Bank,**  
**Chennai**

**Report on the Audit of the Standalone Financial Results**


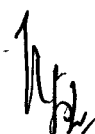
**Opinion**

We have audited the accompanying Statement of Standalone Financial Results of **Indian Overseas Bank** (the "Bank") for the quarter and year ended March 31, 2020 ('the Statement') attached herewith, being submitted by the Bank pursuant to the requirement of Regulation 33 of the SEBI (Listing Obligations and Disclosure Requirements) Regulations, 2015, as amended (" the Listing Regulations") except for the disclosures relating to Pillar 3 disclosure as at March 31, 2020 including leverage and liquidity coverage ratio under Basel III Capital Regulations as have been disclosed on the Bank's website and in respect of which a link has been provided in the Statement ( Note No.5) and have not been audited by us.

The Standalone Financial Statements include returns for the year ended on that date of:

- i) 20 branches audited by us.
- ii) 1586 branches (including 3 foreign branches and 2 Regional offices) audited Statutory Branch auditors and 1 overseas branch reviewed by an Independent auditor and
- iii) Unaudited returns in respect of 1724 branches which includes 7 Zonal Offices and 46 Regional Offices

The Branches audited by us and those audited by other auditors have been selected by the Bank in accordance with the guidelines issued to the Bank by the Reserve Bank of India. Also incorporated in the Balance Sheet, the Profit and Loss Account and Cash Flow Statement are the returns from 1724 Indian branches (including 7 Zonal Offices and 46 Regional Offices) which have not been subjected to audit. These unaudited branches



account for 11.85 percent of advances, 30.84 percent of deposits, 9.02 percent of interest income and 28.99 percent of interest expenses.

In our opinion and to the best of our information and according to explanation give to us, the aforesaid Statement:

- a) is presented in accordance with the requirements of Regulation 33 of the Listing Regulations in this regard except for the disclosures relating to Pillar 3 disclosure as at March 31, 2020 including leverage ratio and liquidity coverage ratio under Basel III Capital Regulations as have been disclosed on the Bank's Website and in respect of which a link has been provided in the Standalone Financial Results and have not been audited by us; and
- b) gives a true and fair view in conformity with the recognition and measurements principles laid down in the applicable accounting standards, the relevant provisions of the Banking Regulation Act, 1949, the Circulars, guidelines and directions issued by the Reserve Bank Of India (RBI) from time to time ("RBI Guidelines") and other accounting principles generally accepted in India of the net loss and other financial information of the Bank for the year ended March 31, 2020.

#### **Basis of Opinion**


We conducted our audit in accordance with the Standards on Auditing (SAs) issued by Institute of Chartered Accountants of India (ICAI). Our responsibilities under those standards are further described in the Auditor's Responsibilities for the Audit of the Standalone Financial Results section of our report. We are independent of the bank in accordance with the code of ethics issued by the Institute of Chartered Accountants of India together with ethical requirements that are relevant to our audit of the financial statements in India, and we have fulfilled our other ethical responsibilities in accordance with these requirements and the code of ethics. We believe that the audit evidence we have obtained is sufficient and appropriate to provide a basis for our opinion.

#### **Emphasis of Matters-**

**We draw attention to:**

- a. **Note No 8 relating to additional provisioning towards various disputed Income tax and Indirect taxes for the reasons stated therein,**
- b. **Note no 9 relating to adjustments if any required in respect of deferred tax assets carried over, and**
- c. **Note No 19 to the Statement which explains that the extent to which the COVID-19 Pandemic will impact the bank's operations will depend on future developments, which are highly uncertain.**

Our opinion is not modified in respect of these matters.



## Responsibilities of Board of Directors for the Standalone Financial Results

The Statement has been prepared from the related audited Annual Standalone Financial Statements. The Bank's Board of Directors are responsible for the preparation and presentation of these Statements that give a true and fair view of the financial position, financial performance and cash flows of the Bank in accordance with the accounting principles generally accepted in India including the Accounting Standards issued by ICAI, the relevant provisions of the Banking Regulation Act, 1949, the RBI Guidelines and in compliance with Regulation 33 of the Listing Regulations. This responsibility also includes maintenance of adequate accounting records in accordance with provisions of the Act for safeguarding the assets of the Bank and for preventing and detecting frauds and other irregularities; selection and application of appropriate accounting policies; making judgements and estimates that are reasonable and prudent ; and design, implementation and maintenance of adequate internal financial controls, that were operating effectively for ensuring the accuracy and completeness of the accounting records, relevant to the preparation and presentation of the Standalone Financial Results that give a true and fair view and are free from material misstatement, whether due to fraud or error,

In preparing the Statement, Board of Directors are responsible for assessing the Bank's ability to continue as a going concern, disclosing, as applicable, matters related to going concern and using the going concern basis of accounting unless Board of Directors either intends to liquidate the Bank or to cease operations, or has no realistic alternative but to do so.

Those Board of Directors are also responsible for overseeing the Bank's financial reporting process.

## Auditor's Responsibilities for the Audit of the Standalone Financial Results

Our objectives are to obtain reasonable assurance about whether the Statement as a whole are free from material misstatement whether due to fraud or error and to issue an auditor's report that includes our opinion. Reasonable assurance is a high level of assurance, but is not a guarantee that an audit conducted in accordance with SAs will always detect a material misstatement when it exists. Misstatements can arise from fraud or error and are considered material if, individually or in the aggregate, they could reasonably be expected to influence the economic decisions of users taken on the basis of this Statement.

As part of an audit in accordance with SAs, we exercise professional judgment and maintain professional skepticism throughout the audit. We also:

- Identify and assess the risks of material misstatement of the standalone financial results, whether due to fraud or error, design and perform audit procedures responsive to those risks, and obtain audit evidence that is sufficient and appropriate to provide a basis for our opinion. The risk of not detecting a material misstatement resulting from fraud is higher than for one resulting from error, as fraud may involve





collusion, forgery, intentional omissions, misrepresentations, or the override of internal control.


- Obtain an understanding of internal control relevant to the audit in order to design audit procedures that are appropriate in the circumstances, but not for the purpose of expressing an opinion on the effectiveness of the Bank's internal control.
- Conclude on the appropriateness of the management's use of the going concern basis of accounting and, based on the audit evidence obtained, whether a material uncertainty exists related to events or conditions that may cast significant doubt on the Bank's ability to continue as a going concern. If we conclude that a material uncertainty exists, we are required to draw attention in our auditor's report to the related disclosures in the Annual Standalone Financial Results or, if such disclosures are inadequate, to modify our opinion. Our conclusions are based on the audit evidence obtained up to the date of our auditors' report. However, future events or conditions may cause the Bank to cease to continue as a going concern
- Evaluate the overall presentation, structure and content of the annual standalone financial results, including the disclosures, and whether the annual standalone financial results represent the underlying transactions and events in a manner that achieves fair presentation.

We communicate with those charged with governance regarding, among other matters, the planned scope and timing of the audit and significant audit findings, including any significant deficiencies in internal controls that we identify during our audit.

We also provide those charged with governance with a statement that we have complied with relevant ethical requirements regarding independence and to communicate with them all relationships and other matters that may reasonably be thought to bear on our independence, and where applicable, related safeguards.

### Other Matters

- a. We report that the figures for the quarter ended March 31, 2020 represent the derived figures between the audited figures in respect of the financial year ended March 31, 2020 and the published unaudited year-to-date figures up to December 31, 2019 being the date of the end of the third quarter of the current financial year, which were subjected to limited review by us, as required under Listing Regulations.
- b. We did not audit the financial statements/information of 1724 branches included in Standalone Financial Results of the Bank whose financial statements/financial information reflects total assets of Rs. 72443.71 Crores as at March 31, 2020 and



total revenue of Rs. 16331.38 Crores for the year ended on that date, as considered in the standalone Financial Results. The Financial statements/information of these branches have been audited by branch auditors whose reports have been furnished to us and in our opinion in so far as it relates to the amounts and disclosures included in respect of branches, is based solely on the report of such branch auditors.

Our opinion is not modified in respect of the above matters.

For **R SUBRAMANIAN AND COMPANY LLP**

Chartered Accountants

FRN 004137S/S200041

  
(**N KRISHNAMURTHY**)

Partner

M.No.019339

UDIN:20019339AAAABK9664

For **PATRO & CO**

Chartered Accountants

FRN 310100E

(**P VENKATESWARA RAO**)

Partner

M.No.208606

UDIN:20208606AAAADU1248

For **S A R C & ASSOCIATES**

Chartered Accountants

FRN 006085N

(**CHETAN THAKKAR**)

Partner

M.No. 114196

UDIN:20114196AAAABB3331

For **M. SRINIVASAN & ASSOCIATES**

Chartered Accountants

FRN 004050S



(**M. SRINIVASAN**)

Partner

M.No.022959

UDIN:20022959AAAAM9384

