



## INDIAN OVERSEAS BANK

CENTRAL OFFICE, 763, ANNA SALAI, CHENNAI 600 002

## PART - I STATEMENT OF UNAUDITED RESULTS FOR THE QUARTER AND NINE MONTHS ENDED 31st DECEMBER 2015

Rs. in lacs

SL. NO.	Particulars	Quarter ended			9 Months ended		Year ended
		31.12.2015 (Unaudited)	30.09.2015 (Unaudited)	31.12.2014 (Unaudited)	31.12.2015 (Unaudited)	31.12.2014 (Unaudited)	31.03.2015 (Audited)
1	Interest Earned (a) + (b) + (c) + (d)	5,91,260	5,99,573	6,05,923	18,04,560	18,02,858	23,93,833
	(a) Interest/discount on advances/bills	4,19,751	4,28,388	4,53,335	12,86,805	13,60,204	17,94,558
	(b) Income on Investments	1,62,901	1,61,926	1,39,806	4,88,924	4,01,314	5,46,974
	(c) Interest on Balances with Reserve Bank of India and other Inter Bank Funds	8,608	9,259	12,782	28,831	35,623	46,584
	(d) Others	0	0	0	0	5,717	5,717
2	Other Income	53,318	77,421	58,822	1,84,223	1,34,433	2,13,860
3	<b>TOTAL INCOME (1+2)</b>	<b>6,44,578</b>	<b>6,76,994</b>	<b>6,64,745</b>	<b>19,88,783</b>	<b>19,37,291</b>	<b>26,07,693</b>
4	Interest Expended	4,56,483	4,59,767	4,70,237	13,97,076	13,90,038	18,55,438
5	Operating Expenses (i) + (ii)	1,25,625	1,18,210	1,21,876	3,74,589	3,33,036	4,20,021
	(i) Employees Cost	89,152	76,913	85,120	2,60,805	2,24,681	2,64,954
	(ii) Other Operating expenses	36,473	41,297	36,756	1,13,784	1,08,355	1,55,067
6	<b>TOTAL EXPENDITURE (4+5)</b> <b>(excluding Provisions &amp; Contingencies)</b>	<b>5,82,108</b>	<b>5,77,977</b>	<b>5,92,113</b>	<b>17,71,665</b>	<b>17,23,074</b>	<b>22,75,459</b>
7	<b>OPERATING PROFIT</b> <b>before Provisions &amp; Contingencies(3-6)</b>	<b>62,470</b>	<b>99,017</b>	<b>72,632</b>	<b>2,17,118</b>	<b>2,14,217</b>	<b>3,32,234</b>
8	Provisions (other than tax) and Contingencies	1,89,606	1,55,776	1,18,304	3,94,739	2,37,469	3,36,091
9	Exceptional Items (Refer Note No.5)	0	-17,000	0	0	0	-15,000
10	Profit (+)/Loss(-) from Ordinary Activities before tax(7-8-9)	-1,27,136	-39,759	-45,672	-1,77,621	-23,252	11,143
11	Tax expenses	15,370	15,324	5,931	18,492	25,730	56,576
12	Net Profit (+) / Loss(-) from Ordinary Activities after tax (10-11)	-1,42,506	-55,083	-51,603	-1,96,113	-48,982	-45,433
13	Extraordinary items (net of tax expense)	0	0	0	0	0	0
14	<b>Net Profit (+) / Loss (-) for the period (12-13)</b>	<b>-1,42,506</b>	<b>-55,083</b>	<b>-51,603</b>	<b>-1,96,113</b>	<b>-48,982</b>	<b>-45,433</b>
15	Paid up equity share capital (Face value of each share - Rs.10/-)	1,72,097	1,23,535	1,23,535	1,72,097	1,23,535	1,23,535
16	Reserves excluding Revaluation Reserves (as per balance sheet of previous accounting year)	13,15,346	13,15,346	13,28,910	13,15,346	13,28,910	13,15,346
17	Analytical Ratios						
	(i) Percentage of shares held by Govt. of India	81.19	73.80	73.80	81.19	73.80	73.80
	(ii) Capital Adequacy Ratio (%)	9.73	9.09	10.15	9.73	10.15	10.11
	(iii) Earning Per Share (EPS) - in Rupees						
	a) Basic and diluted EPS before Extraordinary items (Net of tax expense) for the period, for the year to date and for the previous year (not annualized)	-8.67	-4.46	-4.18	-14.30	-3.95	-3.68
	b) Basic and diluted EPS after Extraordinary items for the period, for the year to date and for the previous year (not annualized)	-8.67	-4.46	-4.18	-14.30	-3.95	-3.68
	(iv) NPA Ratios						
	a) Gross NPA	22,67,240	19,42,375	14,50,051	22,67,240	14,50,051	14,92,245
	b) Net NPA	14,17,375	12,53,923	9,51,115	14,17,375	9,51,115	9,81,333
	c) % of Gross NPA	12.64	11.00	8.12	12.64	8.12	8.33
	d) % of Net NPA	8.32	7.41	5.52	8.32	5.52	5.68
	e) Return on assets (Annualised) (%)	-1.89	-0.74	-0.72	-0.87	-0.23	- 0.16

(PAWAN KUMAR BAJAJ)  
EXECUTIVE DIRECTOR(ATUL AGARWAL)  
EXECUTIVE DIRECTOR(R KOTESWARAN)  
MANAGING DIRECTOR & CEOPLACE: CHENNAI  
DATE : 10TH FEBRUARY 2016



INDIAN OVERSEAS BANK

CENTRAL OFFICE, 763, ANNA SALAI, CHENNAI 600 002


PART - I STATEMENT OF UNAUDITED RESULTS FOR THE QUARTER AND NINE MONTHS ENDED 31st DECEMBER 2015


NOTES:


- 1 The above financial results are drawn in accordance with the accounting policies consistently followed by the Bank.
- 2 The working results for the Quarter/nine months ended 31/12/2015 have been arrived at after considering provision for NPAs, Standard Assets, Unhedged Forex Exposures, Restructured Advances, Depreciation on Investments & Non - Performing investments, as per RBI guidelines. Provision for taxes, Depreciation on Fixed Assets and other usual and necessary provisions have been estimated and apportioned on proportionate basis and are subject to adjustment, if any, at the year end.
- 3 In compliance with RBI letter Ref No. DBS.CO.PPD/AQR/6371/11.01.021/2015-16 dated 02nd December 2015, relating to Asset Quality Review (AQR) conducted by RBI, the Bank has made an additional provision on certain advance accounts as advised by RBI and balance provision including unrealized interest, if any, shall be provided during the quarter ending 31st March, 2016.
- 4 In accordance with RBI circular DBOD.No.BP.BC.2/21.06.201/2015-16 dated 1st July, 2015 on "Basel III Capital Regulations", banks are required to make Pillar 3 disclosures including leverage ratio and liquidity coverage ratio under Basel III Framework. The disclosures are being made available on our website at the following link [http://www.iob.in/investor\\_cell.aspx](http://www.iob.in/investor_cell.aspx). The disclosures have not been subjected to limited review.
- 5 As per RBI circular No.DBOD.BP.BC.79/21.04.048/2014-15 dated 30th March 2015 and also in pursuance to Bank's Board approved policy, the bank has utilised a sum of Rs. 17000 lacs from Floating Provisions / Counter Cyclical Provisioning Buffer towards specific provision for non performing assets during the quarter ended 30th September 2015
- 6 The above financial results have been reviewed by the Audit Committee of the Board and approved by the Board of Directors at their meeting held on 10th February, 2016. These financial results have been subjected to limited review by the Statutory Central Auditors of the Bank.
- 7 The Bank has allotted 48,56,17,597 equity shares of Rs.10/- each at a premium of Rs.31.37 per share on preferential basis to Government of India on 16th October 2015 after obtaining requisite approvals.
- 8 The Provision Coverage Ratio of the Bank as on 31.12.2015 stood at 50.36%.
- 9 Previous period/year figures have been regrouped /reclassified/rearranged wherever necessary to make these comparable.

PLACE : CHENNAI

DATE : 10TH FEBRUARY 2016

  
 (PAWAN KUMAR BAJAJ)  
 EXECUTIVE DIRECTOR


  
 (ATUL AGARWAL)  
 EXECUTIVE DIRECTOR

  
 (R. KOTEESWARAN)  
 MANAGING DIRECTOR & CEO



INDIAN OVERSEAS BANK						
CENTRAL OFFICE, 763, ANNA SALAI, CHENNAI 600002						
SEGMENT REPORTING FOR THE QUARTER ENDED 31ST DECEMBER 2015						
						Rs. in lacs
Particulars	Quarter ended			9 Months ended		Year ended
	31.12.2015 (Reviewed)	30.09.2015 (Reviewed)	31.12.2014 (Reviewed)	31.12.2015 (Reviewed)	31.12.2014 (Reviewed)	31.03.2015 (Audited)
<b>1) Segment Revenue</b>						
a) Treasury Operations	172,811	186,812	1 64 846	5 44 304	4 39 358	6 26 073
b) Corporate / Wholesale Banking	268,450	282,751	2 97 374	8 46 046	8 87 176	11 75 380
c) Retail Banking	193,651	201,410	1 93 778	5 76 410	5 85 166	7 73 770
d) Other Banking Operations	9,650	5,989	8 727	21 919	19 790	26 637
e) Unallocated	16	32	20	104	5 801	5 833
<b>Total</b>	<b>6 44 578</b>	<b>6 76 994</b>	<b>6 64 745</b>	<b>19 88 783</b>	<b>19 37 291</b>	<b>26 07 693</b>
Less: Inter segment Revenue	0	0	0	0	0	0
<b>Income from Operations</b>	<b>6 44 578</b>	<b>6 76 994</b>	<b>6 64 745</b>	<b>19 88 783</b>	<b>19 37 291</b>	<b>26 07 693</b>
<b>2) Segment Results: Profit (+) / Loss (-)</b>						
a) Treasury Operations	7 836	16,971	11 157	28 167	5 969	43 457
b) Corporate / Wholesale Banking	(11,071)	19 910	17 482	30 098	60 594	97 645
c) Retail Banking	57,068	57 212	35 962	1 39 788	1 24 012	1 63 342
d) Other Banking Operations	8,629	4 896	8 026	18 976	17 883	23 792
e) Unallocated	8	28	5	89	5 759	3 998
<b>Operating Profit</b>	<b>62 470</b>	<b>99 017</b>	<b>72 632</b>	<b>2 17 118</b>	<b>2 14 217</b>	<b>3 32 234</b>
<b>3) Capital Employed :</b>						
<b>Segment Assets - Segment Liabilities</b>						
a) Treasury Operations	8 87 167	8 78 995	5 27 849	8 87 167	5 27 849	5 19 071
b) Corporate / Wholesale Banking	3 67 564	4 59 524	6 94 148	3 67 564	6 94 148	6 23 822
c) Retail Banking	1 54 398	2 11 191	2 11 955	1 54 398	2 11 955	3 21 279
d) Other Banking Operations	30 730	31 560	50 384	30 730	50 384	9 330
e) Unallocated	1 21 150	(85,943)	75 834	1 21 150	75 834	90 600
<b>Total</b>	<b>15 61 009</b>	<b>14 95 327</b>	<b>15 60 170</b>	<b>15 61 009</b>	<b>15 60 170</b>	<b>15 64 102</b>
<b>Notes on Segment Reporting</b>						
1. Segment expenses and liabilities have been apportioned on the basis of average segment assets, wherever direct allocation is not possible.						
2. Figures of the previous year's/nine months/quarters have been regrouped / reclassified / rearranged wherever considered necessary to correspond with the current nine months /quarters classification / presentation						

PLACE : CHENNAI  
DATE : 10TH FEBRUARY 2016

  
(PAWAN KUMAR BAJAJ)  
EXECUTIVE DIRECTOR

  
(ATUL AGARWAL)  
EXECUTIVE DIRECTOR

  
(R. KOTESWARAN)  
MANAGING DIRECTOR & CEO

