

Holding of specified securities (Statement Showing Shareholding Pattern)

1. Name of Listed Entity : INDIAN OVERSEAS BANK
2. Scrip Code / Name of Scrip / Class of Security 532388 / IOB / EQUITY
3. Share Holding Pattern Filed under: Reg. 31(1)(a) / Reg. 31(1)(b) / Reg.31(1)(c)
 - a. If under 31(1)(b) then indicate the report for Quarter ending 30-Jun-2017
 - b. If under 31(1)(c) then indicate date of allotment/extinguishment 30-Jun-2017

4. Declaration: The Listed entity is required to submit the following declaration to the extent of submission of informantor

Particulars	Yes*	No*
1 Whether the Listed Entity has issued any partly paid up shares?		NO
2 Whether the Listed Entity has issued any Convertible Securities or Warrants?		NO
3 Whether the Listed Entity has any shares against which depository receipts are issued?		NO
4 Whether the Listed Entity has any shares in locked-in?	YES	NO
5 Whether any shares held by promoters are pledge or otherwise encumbered?		NO

5. The tabular format for disclosure of holding of specified securities is as follows:-




Table I

Category (i)	Category of Shareholder (ii)	Nos. of Shareholders (iii)	No. of fully paid up equity shares held (iv)	No. of Partly paid-up equity shares held (v)	No. of shares underlying Depository Receipts (vi)	Total nos. shares held (vii) = (iv)+(v)+(vi)	Shareholding as a % of total no. of shares (calculated as per SCRR, 1957) (viii) As a % of (A+B+C2)	Number of Voting Rights held in each class of securities (ix)			No. of Shares Underlying convertible securities (including Warrants) (x)	Shareholding as a % assuming full conversion of convertible securities (as a percentage of diluted share capital) (xi) = (vii)+(x)	Number of Locked in shares (xii)		Number of Shares pledged or otherwise encumbered (xiii)		Number of equity shares held in dematerialized form (xiv)
								Class eg: X	Class eg: Y	Total			No.(a)	As a % of total Shares held (b)	No.(a)	As a % of total Shares held (b)	
A.	PROMOTER & PROMOTER GROUP	1	1953043242	0	0	1953043242	79.56	1953043242	0	0	1953043242	100	0	0	0	1953043242	
B.	PUBLIC	260673	501685686	0	0	501685686	20.44	501685686	0	0	501685686	0	0	0	0	472157344	
C.	NON PROMOTER-SHARES	0	0	0	0	0	0	0	0	0	0	0	0	0	0	0	
C1.	UNDERLYING DRB SHARES HELD BY EMPLOYEE TRUSTS	0	0	0	0	0	0	0	0	0	0	0	0	0	0	0	
C2.	TRUSTS	0	0	0	0	0	0	0	0	0	0	0	0	0	0	0	
	Total	260673	2454728928	0	0	2454728928	100	2454728928	0	0	2454728928	100	0	0	0	2425200566	




Table II

Table II - Statement showing shareholding pattern of the Promoter and Promoter Group.

Category & Name of the Shareholders (i)	PAN (ii)	Nos. of Shareholder (iii)	No. of fully paid up equity shares held (iv)	Partly paid-up equity shares held (v)	No. of shares underlying Depository Receipts (vi)	Total nos. shares held (VII) = (IV) + (V) + (VI)	Shareholding % calculated as per SCRR, 1957 As a % of (A+B+C2) (VIII)	Number of Voting Rights held in each class of securities (IX)			No. of Shares Underlying Outstanding convertible securities (including Warrants) (X)	Shareholding as a % assuming full conversion of convertible securities (XI) = (VII)+(X) as a % of A+B+C2	Number of Locked in shares (XII)		Number of Shares pledged or otherwise encumbered (XIII)		Number of equity shares held in dematerialized form (XIV)	
								Class X	Class Y	Total			No. (a)	As a % of total Shares held (b)	No. (a)	As a % of total Shares held (b)		
1. INDIAN individuals/Hindu undivided family		0	0	0	0	0	0											
a. Central Government(s)		1	1953043242	0	0	1953043242	79.56	0	1953043242	79.56	0	0	0	0	0	0	0	1953043242
b. State Government(s)		1	1953043242	0	0	1953043242	79.56	0	1953043242	79.56	0	0	0	0	0	0	0	1953043242
Names: PRESIDENT OF INDIA																		
Financial Institutions/ Banks		0	0	0	0	0	0											
c. ANY OTHER																		
d. Sub-Total (A1)		1	1953043242	0	0	1953043242	79.56	0	1953043242	79.56	0	0	0	0	0	0	0	1953043242
2. FOREIGN individuals (Non-Resident individuals/ Foreign individuals)		0	0	0	0	0	0											
a. Government		0	0	0	0	0	0											
b. Institutions		0	0	0	0	0	0											
c. Foreign Portfolio Investor		0	0	0	0	0	0											
d. ANY OTHER		0	0	0	0	0	0											
e. Sub-Total (A2)		0	0	0	0	0	0											
Total Shareholding of Promoter and Promoter Group (A) = (A1)+(A2)		1	1953043242	0	0	1953043242	79.56	0	1953043242	79.56	0	0	0	0	0	0	0	1953043242

Details of Shares which remain unclaimed may be given hear along with details such as number of shareholders, outstanding shares held in demat/unclaimed suspense account, voting rights which are frozen etc.




Table III

Category & Name of the Shareholders (i)	PAN (ii)	Nos. of Shareholder (iii)	No. of fully paid up equity shares held (iv)	Partly paid-up equity shares held (v)	No. of shares underlying Depository Receipts (vi)	Total nos. shares held (VII = IV + V + VI)	Shareholding % calculated as per SCRR, 1957 As a % of (A+B+C2) (vii)	Number of Voting Rights held in each class of securities IX				No. of Shares Underlying Outstanding convertible securities (X)	Total Shareholding as a % assuming full conversion of convertible securities (as a percentage of diluted share capital) (xi)	Number of Locked in shares (xii)	Number of Shares pledged or otherwise encumbered (xiii)	As a % of total Shares held (b)	As a % of total Shares held (Not applicable) (Not applicable) (b)	Number of equity shares held in dematerialized form (xiv)
								No. of Voting Rights			Total as a % of Total Voting rights							
								Class X	Class Y	Total								
1. INSTITUTIONS																		
a. Mutual Funds/		0	0	0	0	0	0	0	0	0	0	0	0	0	0	0	0	0
b. Venture Capital Funds		0	0	0	0	0	0	0	0	0	0	0	0	0	0	0	0	0
c. Business Investment Funds		0	0	0	0	0	0	0	0	0	0	0	0	0	0	0	0	0
d. Foreign Venture		0	0	0	0	0	0	0	0	0	0	0	0	0	0	0	0	0
e. Capital Investors		0	0	0	0	0	0	0	0	0	0	0	0	0	0	0	0	0
f. Foreign Portfolio Investors		42	2777679	0	0	2777679	1.13	2777679	0	2777679	1.13	0	0	0	0	0	0	2777679
g. Financial Institutions/Banks		15	277114208	0	0	277114208	11.29	277114208	0	277114208	11.29	0	0	0	0	0	0	277114208
LIFE INSURANCE CORPORATION OF INDIA																		
a. Insurance Companies	AAACLO582H	5	262053524	0	0	262053524	10.68	262053524	0	262053524	10.68	0	0	0	0	0	0	262053524
b. Pension Funds		5	13439245	0	0	13439245	0.55	13439245	0	13439245	0.55	0	0	0	0	0	0	13439245
FOREIGN INSTITUTIONAL INVESTORS																		
a. Market Maker		2	270334	0	0	270334	0.01	270334	0	270334	0.01	0	0	0	0	0	0	270334
b. Central Government/ State Government(s)/ President of India		64	318600465	0	0	318600465	12.99	318600465	0	318600465	12.99	0	0	0	0	0	0	318600465
Sub-Total (B)(1)																		
NON-INSTITUTIONS																		
INDIVIDUALS																		
I. Individual shareholders holding nominal share capital up to Rs. 2 lakhs.																		
a. Individual shareholders holding nominal share capital in excess of Rs. 2 lakhs.		253430	108818024	0	0	108818024	4.45	108818024	0	108818024	4.45	0	0	0	0	0	0	108818024
b. NBFIs registered with RBI		373	31928265	0	0	31928265	1.3	31928265	0	31928265	1.3	0	0	0	0	0	0	31928265
c. Employees Trusts		0	0	0	0	0	0	0	0	0	0	0	0	0	0	0	0	0
d. Overseas Depositories (holding Drs)		0	0	0	0	0	0	0	0	0	0	0	0	0	0	0	0	0
Sub-Total (B)(2)																		
ANY OTHER																		
a. ESCROW ACCOUNT		1	54800	0	0	54800	0.00	54800	0	54800	0.00	0	0	0	0	0	0	54800
b. SOCIETY CORPORATE MEMBERS		1509	30863593	0	0	30863593	1.26	30863593	0	30863593	1.26	0	0	0	0	0	0	30863593
c. RETIRED EMPLOYEES		133	357909	0	0	357909	0.01	357909	0	357909	0.01	0	0	0	0	0	0	357909
d. INDIVIDUAL FAMILIES		2337	3655403	0	0	3655403	0.15	3655403	0	3655403	0.15	0	0	0	0	0	0	3655403
e. Non-Resident Indian (NRI) - Non-Repatriable		609	1147847	0	0	1147847	0.05	1147847	0	1147847	0.05	0	0	0	0	0	0	1147847
f. OVERSEAS CORPORATE BODIES		2208	5757653	0	0	5757653	0.23	5757653	0	5757653	0.23	0	0	0	0	0	0	5757653
g. TRUSTS		1	48000	0	0	48000	0.00	48000	0	48000	0.00	0	0	0	0	0	0	48000
h. Sub-Total (B)(3)		16	443726	0	0	443726	0.02	443726	0	443726	0.02	0	0	0	0	0	0	443726
i. Total Public Shareholding (B) = (B)(1)+(B)(2)+(B)(3)		260673	501685686	0	0	501685686	20.44	501685686	0	501685686	20.44	0	0	0	0	0	0	501685686

Details of the shareholders acting in Concert including their Shareholding (No. and %):

Details of the shareholders which remain unclaimed may be given here along with details such as number of shareholders, outstanding shares held in demat/unclaimed suspense account, voting rights which are frozen etc.




Table IV

Table IV - Statement showing shareholding pattern of the Non Promoter- Non Public shareholder

Category & Name of the Shareholders (I)	PAN (II)	Nos. of Shareholder (III)	No. of fully paid up equity shares held (IV)	Partly paid-up equity shares held (V)	No. of shares underlying Depository Receipts (VI)	Total nos. shares held (VII) = (IV + V + VI)	Shareholding % calculated as per SCRR, 1957 As a % of (A+B+C2) (VII)	Number of Voting Rights held in each class of securities (X)			No. of Shares Underlying convertible securities (including Warrants) (X)	Total Shareholding as a % assuming full conversion of convertible securities (as a percentage of diluted share capital) (XI)	Number of Locked in shares (XII)		Number of Shares pledged or otherwise encumbered (XIII)		Number of equity shares held in dematerialized form (XIV) (Not applicable)	
								Class	X	Y			Total as a % of Total Voting rights	No. (a)	As a % of total Shares held (b)	No. (a)		As a % of total Shares held (Not applicable) (b)
1. Custodian/DR Holder Employee Benefit Trust (under SEBI (Share based Employee Benefit) Regulations, 2014)		0	0	0	0	0	0	0	0	0	0	0	0	0	0	0	0	
2. Total Non-Promoter- Non Public Shareholding (C)= (C1)+(C2)		0	0	0	0	0	0	0	0	0	0	0	0	0	0	0	0	

